



LOS ANGELES COUNTY  
Registrar-Recorder/County Clerk

# MEDIA KIT



[LAVote.net](http://LAVote.net)

# JUNE 5, 2018

## Statewide Direct Primary Election

# MESSAGE FROM THE REGISTRAR OF VOTERS



On June 5, more than 5 million registered voters in Los Angeles County will have an opportunity to take part in the democratic process by voting in the Statewide Direct Primary election, which includes 117 office contests and 527 candidates.

Two highly anticipated contests on the ballot this year include those for Governor and US Senate. **Here are some key notes voters need to know:**

There are 27 candidates running for California Governor. In the U.S. Senate contest, there are 32 candidates. **Both contests will be listed on two ballot pages.** All voters participate in these contests, but may only vote for one candidate. This is an unusually long list of candidates so it is important for voters to review both ballot pages before selecting **one choice** for each contest.

We are committed to ensuring all voters have a secure and fair voting experience. Our department has been working tirelessly to ensure that June 5th will enable all LA County registered voters to exercise their democratic right to vote.

We are also committed to keeping our elections secure and transparent. There has been a lot of attention on election security in the news. It is important to note the first line of defense when it comes to election security is voter participation. We encourage all voters to take part in this election and show up for their community and the issues they care about.

This media kit provides a detailed overview of this election and provides a good overview of the size and complexity of the County's electorate.

For more information on the upcoming June election, visit [LAVote.net](http://LAVote.net).

Sincerely,

A handwritten signature in black ink that reads "Dean C. Logan". The signature is written in a cursive style.

**DEAN C. LOGAN**  
Registrar-Recorder/County Clerk  
Los Angeles County

# TABLE OF CONTENTS

<b>PAGE 1.</b>	<b>Message from the Registrar of Voters</b>
<b>PAGE 3.</b>	<b>About This Election</b>
<b>PAGE 4.</b>	<b>Los Angeles County Statistics</b>
<b>PAGE 5.</b>	<b>California State Statistics</b>
<b>PAGE 6.</b>	<b>Voting Options</b>
<b>PAGE 7.</b>	<b>Supported Languages</b>
<b>PAGE 8.</b>	<b>Electoral Profile</b>
<b>PAGE 9.</b>	<b>Voter Registration Statistics</b>
<b>PAGE 10.</b>	<b>Political Party Preference</b>
<b>PAGE 11-13.</b>	<b>Offices/ Districts</b>
<b>PAGE 11.</b>	<b>U.S. Congressional Districts</b>
<b>PAGE 12.</b>	<b>State Senate Districts</b>
<b>PAGE 12.</b>	<b>Supervisory Districts</b>
<b>PAGE 13.</b>	<b>State Assembly Districts</b>
<b>PAGE 14.</b>	<b>Historical Election Profile</b>
<b>PAGE 15.</b>	<b>Media &amp; Communications</b>
<b>PAGE 16.</b>	<b>Transporting Ballots For Tabulation</b>
<b>PAGE 17.</b>	<b>Canvass: Finalizing The Vote</b>
<b>PAGE 18.</b>	<b>Election Canvass Schedule</b>
<b>PAGE 19.</b>	<b>Requesting A Recount</b>



# ABOUT THIS ELECTION



## Voter Nominated Offices

Governor  
Lieutenant Governor  
Secretary of State  
Controller  
Treasurer  
Attorney General  
Insurance Commissioner  
Board of Equalization  
United States Senator  
United States Representative  
State Senator  
State Assembly Member

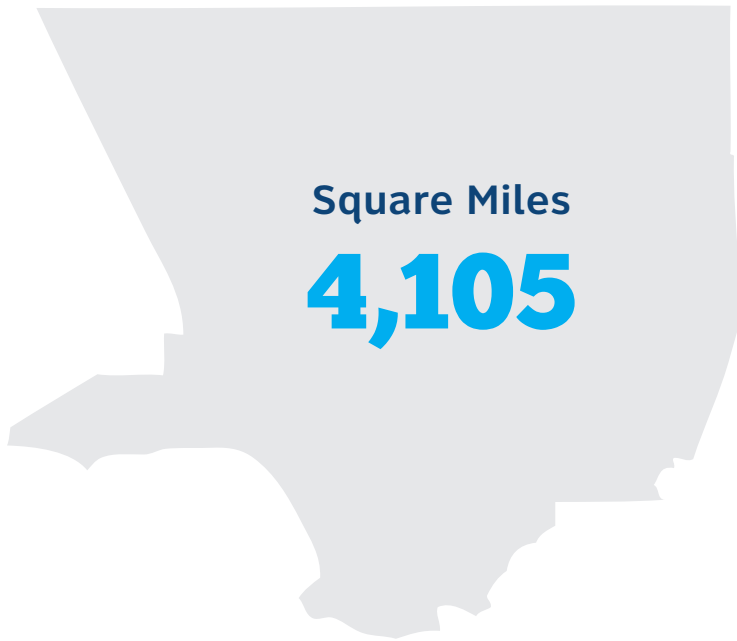
## Local Offices:

County Board of Supervisors  
Sheriff  
Assessor  
Local districts or City contests

## Non-Partisan Office:

State Superintendent of  
Public Instruction  
Superior Court Judge

# LOS ANGELES COUNTY STATISTICS



Total Population

**10.2 million**

US Census Bureau

Eligible Population of Voters

**6.2 million**

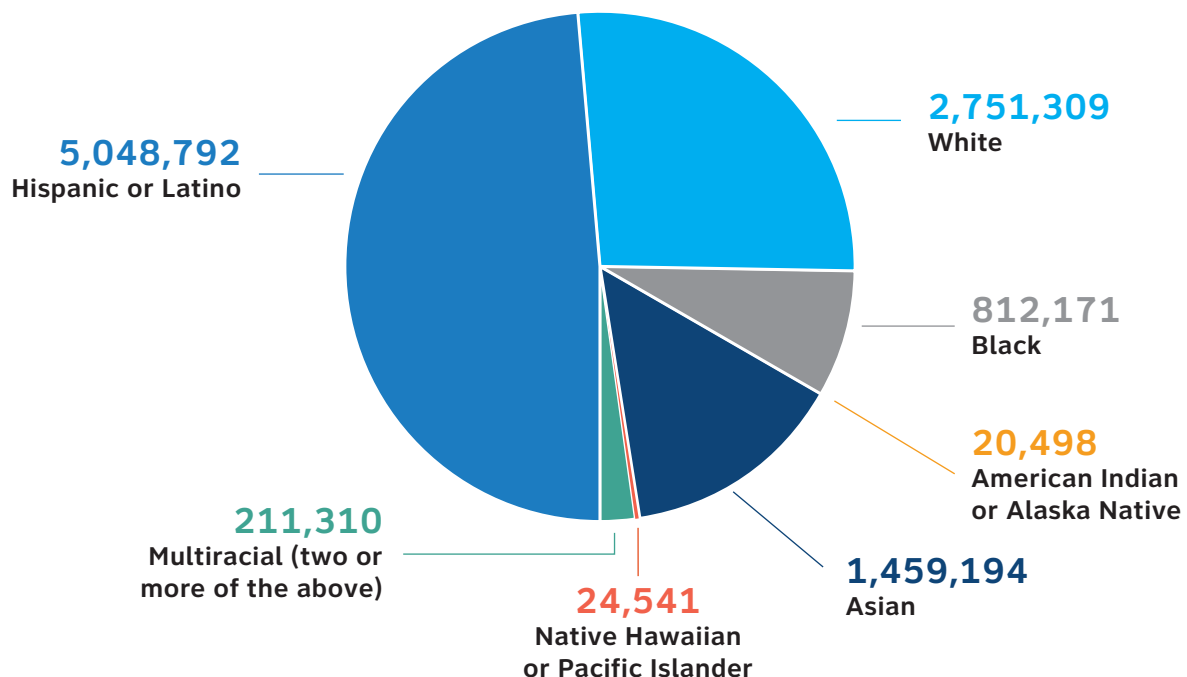
SOS 154-Day Report of Registration

Registered Voters

**5.1 million**

SOS 154-Day Report of Registration

## Estimates of Population of Race and Ethnicity in L.A. County



Based on 2018 projections from the California Department of Finance

# CALIFORNIA STATE STATISTICS



Total Population of CA

**39.5 million**

US Census Bureau

Eligible Population of Voters

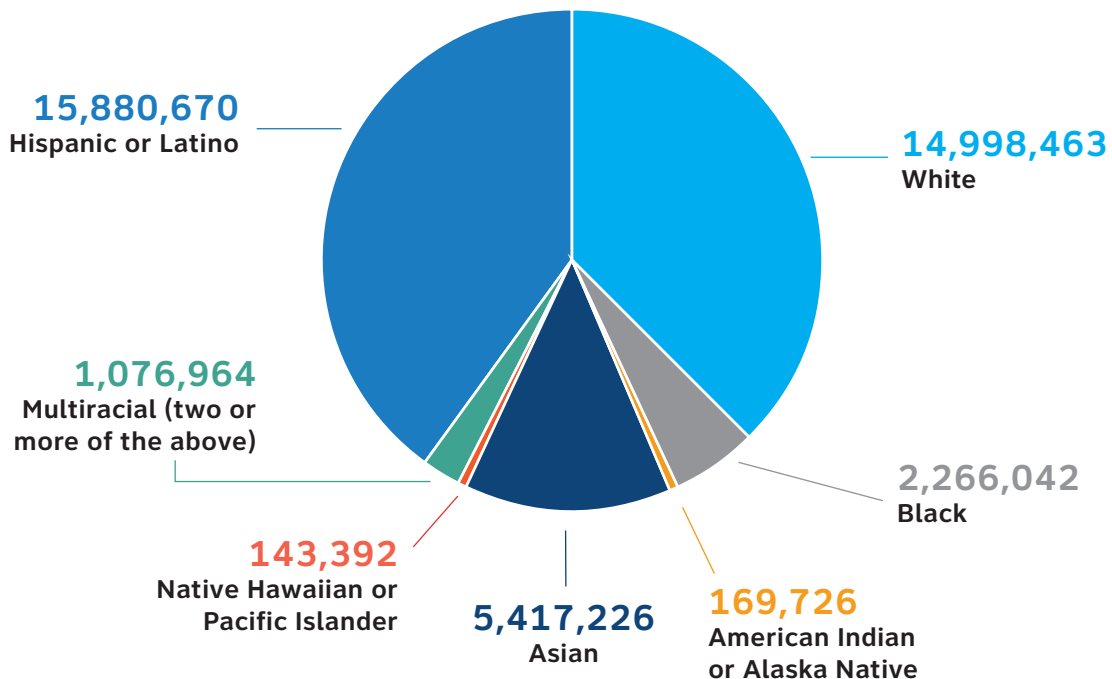
**25.1 million**

Registered Voters

**19 million**

SOS 154-Day Report of Registration

## Estimates of Population of Race and Ethnicity in CA



Based on 2018 projections from the California Department of Finance

# VOTING OPTIONS

## Vote by Mail (VBM)

LA County voters have the option to become a Permanent VBM voter or to request a one-time VBM ballot for a specific election.

We begin mailing VBM ballots to our Permanent VBM voters 29 days prior to Election Day. Voters who want to request a one-time VBM ballot must do so on/before the May 29 deadline.

To request a VBM ballot please visit [LAVote.net](https://LAVote.net) or fill out the back-side of the Sample Ballot booklet.

## Vote by Mail (VBM) Drop-Off

We continue to offer VBM voters the option to drop off their VBM ballot in-person in a secured ballot box. The June 5th Statewide Direct Primary Election will have over 100 secured locations spread throughout the County.

For locations and hours please visit [LAVote.net](https://LAVote.net).

## Early Voting

Voters do not need to wait until Election Day to cast a ballot. Early voting begins 29 days prior to Election Day and anyone can come to our Norwalk Headquarters from 8am-5pm, Monday-Friday, and cast a ballot.

Norwalk HQ address: 12400 Imperial Highway, 3rd floor, Norwalk, CA 90650

## Weekend Early Voting

On the weekend prior to Election Day (June 2-3), voters will be able to vote at one of 10 locations throughout LA County.

Any voter can go to any location and vote. These locations also serve as VBM drop-off locations so there is no need to wait in line if you are dropping off a VBM ballot.

Locations and hours can be found on [LAVote.net](https://LAVote.net).

## Voting at a Polling Place

Voters who want to vote in-person on Election Day must do so at their designated polling place. Locating a polling place can be done online at [LAVote.net](https://LAVote.net) or by reviewing the back-side of their Sample Ballot booklet. VBM voters can drop off their ballot at any polling place within LA County.

Polls will be open from 7am-8pm. Pollworkers will be on site at every location to assist voters.

VBM ballots dropped off at a polling place will be processed and counted after Election Day during the Official Election Canvass. During this time, we will verify the voter's signature and once approved it will be counted. Check the status of a VBM ballot at [LAVote.net](https://LAVote.net).

## Provisional Ballots

Provisional ballots are issued at the polls when a voter's name is not listed on the poll roster or when our records indicate the voter was already sent a VBM ballot. Provisional ballots are sealed in special envelopes at the polls and must be individually researched and verified at the RR/CC before ballots are counted or rejected in accordance with election laws. Once a Provisional voter's eligibility to vote is verified, the ballot is then counted.

## Services for Voters with Specific Needs

Numerous election services are provided to voter with specific needs. Contact Special Services liaison Julia Keh at (562) 462-2754 or [jkeh@rrcc.lacounty.gov](mailto:jkeh@rrcc.lacounty.gov).

# SUPPORTED LANGUAGES



Languages	Voters Requesting Materials
Armenian	222
Chinese	29,611
Farsi	95
Hindi	392
Japanese	2,081
Khmer/Cambodian	453
Korean	25,784
Russian	164
Spanish	160,772
Tagalog/Filipino	6,285
Thai	800
Vietnamese	7,379
Other Languages	92
<b>TOTAL</b>	<b>234,130</b>

Stats as of 4/2018



## ELECTORAL PROFILE



Registered  
Voters

**5,134,122**



Permanent Vote  
By Mail Voters

**2,148,211**



Military &  
Overseas Voters

**27,319**

## PROFILE OF THE PRIMARY ELECTION



Offices  
**117**



Local Measures  
**21**



County Measures  
**0**



State Measures  
**5**



Total Candidates  
**527**



Election Precincts  
**4,357**



Polling Places  
**4,147**



VBM Precincts  
**210**



Average Voters  
Per Precinct  
(Excluding VBM voters)  
**716**



Pollworkers  
**21,000+**



Ballot Groups  
**230**



Est. Election Cost  
**\$32.5 million**

Stats as of 4/2018

# VOTER REGISTRATION STATISTICS










Voters by Age	Registered	% of Registered	PVBM	% PVBM of Registered
18-29	996,890	19%	477,374	48%
30-39	978,069	19%	393,184	40%
40-49	812,964	16%	311,869	38%
50-59	854,824	17%	313,942	37%
60-69	854,824	15%	299,562	35%
70-79	452,228	9%	205,340	45%
80+	289,258	6%	146,667	51%
No Birthdate*	1,508	N/A	273	18%
<b>TOTAL</b>	<b>5,134,122</b>	<b>100%</b>	<b>2,148,211</b>	<b>42%</b>

\*No Birthdate: No birthdate is indicated on the individual's voter registration. The eligibility of the voter was verified through other means, such as the state ID, state license number, or social security number.

Stats as of 4/2018

## POLITICAL PARTY PREFERENCE

Qualified Parties	Registered	% of Registered	PVBM	% PVBM of Registered
 <b>Democratic</b>	2,637,319	51%	1,110,928	42%
 <b>Republican</b>	918,740	18%	395,201	43%
 <b>No Party Preference*</b>	1,384,408	27%	557,172	40%
 <b>American Independent</b>	111,218	2%	51,806	47%
 <b>Peace &amp; Freedom</b>	29,662	1%	9,191	31%
 <b>Green</b>	22,370	0%	9,125	41%
 <b>Libertarian</b>	30,405	1%	14,788	49%
<b>TOTAL</b>	<b>5,134,122</b>	<b>100%</b>	<b>2,148,211</b>	<b>42%</b>

\*The "No Party Preference" group includes those who have no party preference, declined to state a party preference or chose a non-qualified political party.

Stats as of 4/2018

## OFFICES/ DISTRICTS

U.S. Congressional Districts			
District	Registered Voters	PVBM	% PVBM of Registered
23 <sup>rd</sup>	40,901	20,841	51%
25 <sup>th</sup>	314,498	152,930	49%
26 <sup>th</sup>	5,964	2,982	50%
27 <sup>th</sup>	353,784	155,513	44%
28 <sup>th</sup>	427,367	185,445	43%
29 <sup>th</sup>	314,966	124,978	40%
30 <sup>th</sup>	427,586	186,698	44%
32 <sup>nd</sup>	320,127	129,777	41%
33 <sup>rd</sup>	472,782	214,875	45%
34 <sup>th</sup>	303,738	120,556	40%
35 <sup>th</sup>	61,150	24,596	40%
37 <sup>th</sup>	417,177	164,093	39%
38 <sup>th</sup>	353,092	142,134	40%
39 <sup>th</sup>	99,559	45,914	46%
40 <sup>th</sup>	273,973	98,899	36%
43 <sup>rd</sup>	368,302	150,865	41%
44 <sup>th</sup>	336,853	121,594	36%
47 <sup>th</sup>	242,303	105,521	44%

Stats as of 4/2018

## OFFICES/ DISTRICTS

State Senate Districts			
District	Registered Voters	PVBM	% PVBM of Registered
18 <sup>th</sup>	466,342	189,228	41%
20 <sup>th</sup>	61,450	24,747	40%
21 <sup>st</sup>	312,816	154,252	49%
22 <sup>nd</sup>	404,981	165,005	41%
23 <sup>rd</sup>	28	20	71%
24 <sup>th</sup>	411,085	161,823	39%
25 <sup>th</sup>	513,312	229,835	45%
26 <sup>th</sup>	625,852	278,251	44%
27 <sup>th</sup>	365,866	164,308	45%
29 <sup>th</sup>	82,111	37,397	46%
30 <sup>th</sup>	503,809	189,933	38%
32 <sup>nd</sup>	450,288	181,040	40%
33 <sup>rd</sup>	417,462	162,984	39%
34 <sup>th</sup>	44,428	21,738	49%
35 <sup>th</sup>	474,292	187,650	40%

Supervisory Districts			
District	Registered Voters	PVBM	% PVBM of Registered
1 <sup>st</sup>	852,541	333,053	39%
2 <sup>nd</sup>	993,657	379,559	38%
3 <sup>rd</sup>	1,110,914	471,935	42%
4 <sup>th</sup>	1,084,891	466,571	43%
5 <sup>th</sup>	1,092,119	497,093	46%

Stats as of 4/2018

# OFFICES/ DISTRICTS

State Assembly Districts			
District	Registered Voters	PVBM	% PVBM of Registered
36 <sup>th</sup>	196,639	100,148	51%
38 <sup>th</sup>	207,988	94,378	45%
39 <sup>th</sup>	225,801	87,763	39%
41 <sup>st</sup>	223,896	100,583	45%
43 <sup>rd</sup>	278,099	123,245	44%
44 <sup>th</sup>	5,964	2,982	50%
45 <sup>th</sup>	264,576	117,144	44%
46 <sup>th</sup>	242,444	103,793	43%
48 <sup>th</sup>	215,175	86,121	40%
49 <sup>th</sup>	204,133	87,307	43%
50 <sup>th</sup>	324,356	141,590	44%
51 <sup>st</sup>	221,100	83,857	38%
52 <sup>nd</sup>	61,450	24,747	40%
53 <sup>rd</sup>	180,599	72,819	40%
54 <sup>th</sup>	291,647	116,331	40%
55 <sup>th</sup>	82,110	37,396	46%
57 <sup>th</sup>	232,442	94,244	41%
58 <sup>th</sup>	229,623	90,149	39%
59 <sup>th</sup>	194,025	66,627	34%
62 <sup>nd</sup>	260,710	104,169	40%
63 <sup>rd</sup>	204,017	76,546	38%
64 <sup>th</sup>	232,075	80,632	35%
66 <sup>th</sup>	282,636	137,119	49%
70 <sup>th</sup>	272,617	118,521	43%

Stats as of 4/2018

# HISTORICAL ELECTION PROFILE

**June 6, 2006**

Statewide Direct  
Primary Election

Cost:

**\$27.8 million**

Registered Voters:

**3,826,979**

Ballots Cast:

**1,050,076**

Vote by Mail:

**314,824**

Turnout:

**27.4%**

**June 8, 2010**

Statewide Direct  
Primary Election

Cost:

**\$31.8 million**

Registered Voters:

**4,355,477**

Ballots Cast:

**1,021,448**

Vote by Mail:

**369,499**

Turnout:

**23.5%**

**June 3, 2014**

Statewide Direct  
Primary Election

Cost:

**\$27.7 million**

Registered Voters:

**4,823,407**

Ballots Cast:

**824,070**

Vote by Mail:

**400,694**

Turnout:

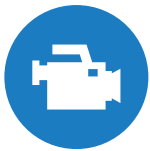
**17.1%**

# MEDIA & COMMUNICATIONS



## Election Night Results and Information

Election Night results are available at [LAvote.net](http://LAvote.net). The first press bulletin with initial Vote by Mail ballot results will be issued at approximately 8:15 p.m. Results will be updated on the website on a flow basis as ballots are received, processed and tabulated.



## Interview & Filming Requests

Please contact the Media and Communications section at [\(562\) 462-2648](tel:5624622648) or [mediainfo@rrcc.lacounty.gov](mailto:mediainfo@rrcc.lacounty.gov) for interview and filming arrangements. This must be done before arriving to RR/CC headquarters or polling places.

Election Day is an exciting time for everyone! Reporters, broadcast journalists and various media representatives frequently request to visit the polls to take photos and videos of voting activity with advanced consent. All types of media outlets are welcome to cover a polling place with prior arrangements through the RR/CC's Media and Communications Section.



## Media Can Take Photos and Videos of:

- The exterior of voting booths.
- Voters and/or Pollworkers – with their permission. Reporters and journalists are allowed to conduct exit polls, but must have permission from the voter and must be a minimum of 25 feet away from the door of the Polling Place.
- Precinct ballot readers in operation, as long as votes are not visible.
- Pollworkers, Sheriff's Deputies and other County employees processing and/or transporting the ballots in bags, carts and government vehicles.



## Media Cannot Take Photos and Videos of:

- The inside of ballot booths while voters are occupying the booth.
- Voted ballots before they are deposited inside the Ballot Box (this violates voters' privacy).
- Anything that will obstruct or disrupt the voting process. For example, a camera blocking a voter from entering the Polling Place or flash photography.

### Important Notice:

Activities construed as Electioneering\* are prohibited within 100 feet of the Polling Place.

\*Electioneering: The practice of working actively to secure votes for a candidate in an election.



# TRANSPORTING BALLOTS FOR TABULATION



On Election Night, ballots from all voting precincts are brought to the Registrar-Recorder/County Clerk's (RR/CC) headquarters in Norwalk for tabulation.

After the polls close at 8 p.m., pollworkers will secure the voted ballots in sealed ballot boxes and account for unused ballots. Pollworkers will also separately package Vote by Mail ballots that were dropped off at the polls and provisional ballots. All materials and quantities are accounted for in the Official Ballot Statement. Then pollworkers transport ballots and supplies to designated Check-In Centers located throughout the County.

Sheriff Deputies transport the voted ballots from the Check-In Centers by car, helicopter or boat to Norwalk. Ballots come in from as far away as Lancaster, Palmdale and Catalina Island.

Between 10:30 – 11:30 p.m. a large number of ballots begin to arrive at the RR/CC HQ.

Prior to tabulation, all ballots must be checked in, removed from boxes, inspected and prepared for counting.

Ballots are moved to the tabulation center in a continuous flow. There, operators load the ballot cards onto card readers.

There are 18 counting stations, each with two card readers, for a total of 36 card readers.

# CANVASS: FINALIZING THE VOTE

## Election Night

After polling places close at 8:00 p.m. on Election Day, all voted ballots are sealed, secured and transported by Sheriff's deputies to be centrally tabulated at the RR/CC headquarters: 12400 Imperial Hwy., Room 3002, Norwalk, CA 90650. Election Night counts include ballots at the polling places as well as Vote by Mail ballots received and processed up until Monday before Election Day.

---

## Finalizing the Official Vote Tally (Canvass)

Counting votes does not end on Election Night. The RR/CC makes sure all ballots cast are counted. After Election Night there are tens of thousands of ballots that need to be counted, including Vote by Mail ballots received on Election Day, provisional ballots, write-in ballots, and damaged ballots. These ballots are counted during the 30-day period known as the Official Election Canvass. Provisional ballots require additional review to verify voters are eligible to vote and write-in ballots were cast for qualified candidates.

California state law requires the RR/CC to complete and certify the results within 30 days. This provision of the law recognizes the complexity of completing the ballot count and conducting a thorough audit of the election results to ensure accuracy.

The RR/CC realizes it is difficult for candidates/campaigns involved in close contests to wait for results of the election. The legally mandated processes described above are utilized to guarantee that every vote is counted and included in the official final election returns.

---

## Auditing the Election Results

By law, a random sample of ballots from every election must be manually tallied to verify Election Night machine counts. A minimum of all ballots cast in one percent (1%) of the precincts is included in this process, which is known as the 1% Manual Tally Audit. The 1% Manual Tally Audit is open to the public. (E.C. 15360)

---

## Public Observation

Every citizen has the right to observe the Official Election Canvass process. Candidates and the public are invited to observe the ballot counting and auditing process by joining the Election Observer Program. The program is part of Los Angeles County's commitment to conducting open and transparent elections. Election observers have the opportunity to observe the logic and accuracy testing of the election systems equipment, Vote by Mail ballot processing, Election Day activities at polling places and Check-In Centers, tally center operations and post-election processing. To learn more, the Election Observer Panel Plan is available online at [LAVote.net](http://LAVote.net).

# ELECTION CANVASS SCHEDULE

## Ballot Counting Updates

Outstanding ballot counting takes place throughout the canvass period.

<b>JUNE</b> <b>8</b>	<b>1 PM</b> First Ballot Counting Update	<b>JUNE</b> <b>22</b>	<b>1 PM</b> Fifth Ballot Counting Update
<b>JUNE</b> <b>12</b>	<b>1 PM</b> Second Ballot Counting Update	<b>JUNE</b> <b>25</b>	<b>1 PM</b> Sixth Ballot Counting Update
<b>JUNE</b> <b>15</b>	<b>1 PM</b> Third Ballot Counting Update	<b>JUNE</b> <b>27</b>	<b>1 PM</b> Seventh Ballot Counting Update (If necessary)
<b>JUNE</b> <b>19</b>	<b>1 PM</b> Fourth Ballot Counting Update	<b>JUNE</b> <b>29</b>	<b>10 AM</b> Eighth Ballot Counting Update (If necessary)

Ballot counting starts at 1PM.

## Key Dates

<b>JUNE</b> <b>7</b>	The Official Canvass begins
<b>JUNE</b> <b>29</b>	The RR/CC is tentatively scheduled to certify election results
<b>JULY</b> <b>3</b>	The Board of Supervisors is tentatively scheduled to declare the election results official

# REQUESTING A RECOUNT

## Who can request a recount?

Any voter of the state may file a request (E.C. § 15620). For more information download our booklet at [LAVote.net](http://LAVote.net).

## Timing of Request

The request must be filed within five (5) calendar days, after the certification of the official canvass. The RR/CC is not open on weekends or holidays. If the deadline falls on the weekend or holiday, the date will be moved to the next business day (E.C. § 15).

## Exceptions

- For statewide recount contests, the request may be filed with the Secretary of State's Office within five (5) days beginning on the 31<sup>st</sup> day after the election. (E.C. § 15621)
- If election is conducted in more than one county the request may be filed within five (5) days beginning on the 31<sup>st</sup> day after the election (E.C. § 15620).

## Notice of Recount

A notice stating the date and place of the recount will be posted by the elections official at least one day prior to the recount (E.C. § 15628).

Notices are issued to the following parties:

- All candidates for the office being recounted.
- Authorized representatives for presidential candidates, if the race for presidential delegates is to be recounted.
- Proponents of any initiative or referendum or persons filing ballot arguments for or against any initiative, referendum or measure to be recounted.
- Secretary of State if the recount is for candidates for any state or federal office, delegates to a national convention, or any state measure.