



LOS ANGELES COUNTY
Registrar-Recorder/County Clerk

MEDIA KIT



LAVote.net

Nov . 6 , 2018

General Election

MESSAGE FROM THE REGISTRAR OF VOTERS



On November 6, more than 5 million registered voters in Los Angeles County will have an opportunity to take part in the democratic process by voting in the General Election, which includes important contests like California Governor. There are also 11 State measures, 1 County measure and 48 local measures on the ballot.

Here are some key notes voters need to know: We released a new vote by mail ballot to make voting easier and more convenient for permanent vote by mail voters. These are scheduled to be mailed out to 2.2 million permanent vote by mail voters on Oct. 9. Voters will see the contests on the front of the ballot, there is also a space for write-in candidates. They will be available in all 13 languages. Postage will not be required to return the vote by mail ballots in November.

While national elections get the media attention, local elections in many ways have a more direct impact on people's lives, including the quality of roads and transit systems, the schools our kids attend, parks and greenways, public safety, and more. Democracy is built from the ground up and key decisions that affect our communities, our kids, taxes and the investments they support are determined locally.

We are committed to ensuring all voters have a secure and fair voting experience. Our department has been working tirelessly to ensure that November 6 will enable all LA County registered voters to exercise their democratic right to vote.

We are also committed to keeping our elections secure and transparent. There has been a lot of attention on election security in the news. It is important to note the first line of defense when it comes to election security is voter participation. We encourage all voters to take part in this election and show up for their community and the issues they care about. This media kit provides a detailed overview of this election and provides a good overview of the size and complexity of the County's electorate.

For more information on the upcoming November election, visit LAVote.net.

Sincerely,

A handwritten signature in black ink that reads "Dean C. Logan". The signature is written in a cursive, flowing style.

DEAN C. LOGAN
Registrar-Recorder/County Clerk
Los Angeles County

TABLE OF CONTENTS

PAGE 1.	Message from the Registrar of Voters
PAGE 3.	About This Election
PAGE 4.	Los Angeles County Statistics
PAGE 5.	California State Statistics
PAGE 6.	Voting Options
PAGE 7.	Supported Languages
PAGE 8.	Electoral Profile
PAGE 9.	Voter Registration Statistics
PAGE 10.	Political Party Preference
PAGE 11-13.	Offices/ Districts
PAGE 11.	U.S. Congressional Districts
PAGE 12.	State Senate Districts
PAGE 12.	Supervisory Districts
PAGE 13.	State Assembly Districts
PAGE 14.	Historical Election Profile
PAGE 15.	Media & Communications
PAGE 16.	Transporting Ballots For Tabulation
PAGE 17.	Canvass: Finalizing The Vote
PAGE 18.	Election Canvass Schedule
PAGE 19.	Requesting A Recount



ABOUT THIS ELECTION



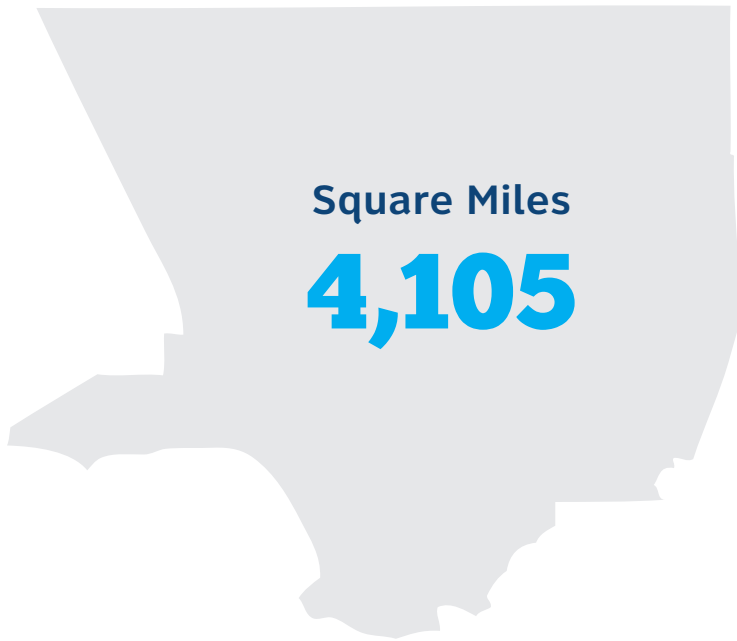
Voter Nominated Offices

Governor
Lieutenant Governor
Secretary of State
Controller
Treasurer
Attorney General
Insurance Commissioner
Board of Equalization
United States Senator
United States Representative
State Senator
State Assembly Member

Local Offices:

Sheriff
Assessor
Superior Court Judge
Local Districts or City Contests

LOS ANGELES COUNTY STATISTICS



Total Population

10.2 million

US Census Bureau

Eligible Population of Voters

6.2 million

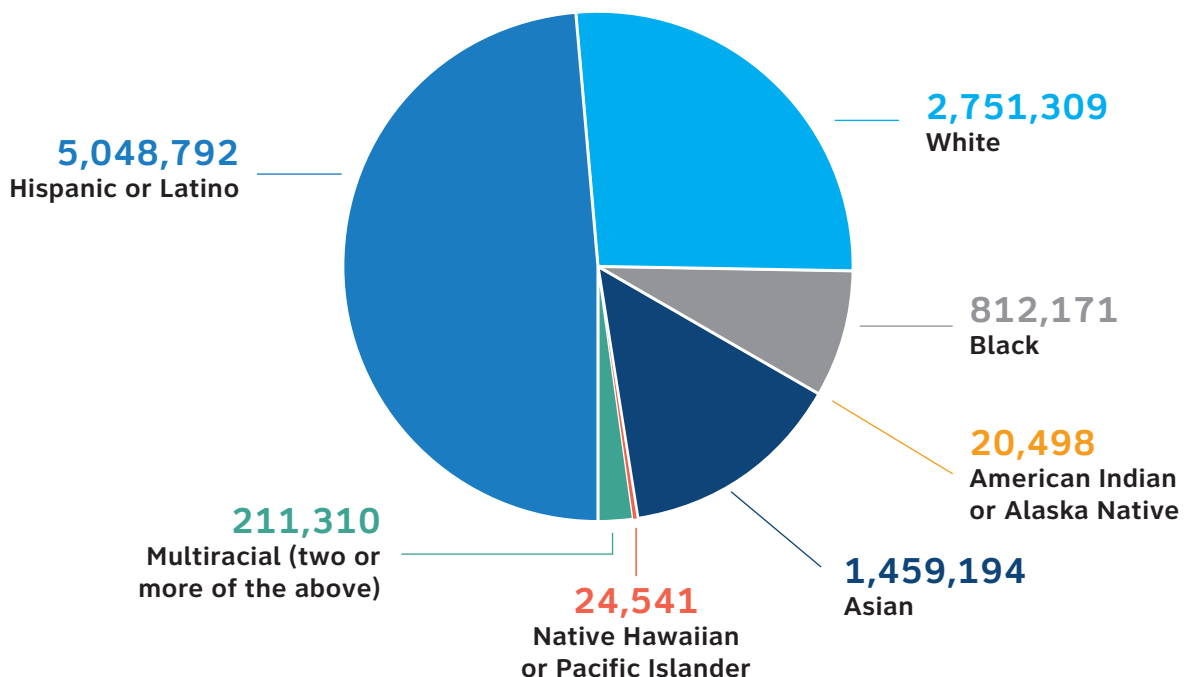
SOS 60-Day Report of Registration

Registered Voters

5.1 million

Stats as of 9/2018

Estimates of Population of Race and Ethnicity in L.A. County



Based on 2018 projections from the California Department of Finance

CALIFORNIA STATE STATISTICS



Total Population of CA

39.5 million

US Census Bureau

Eligible Population of Voters

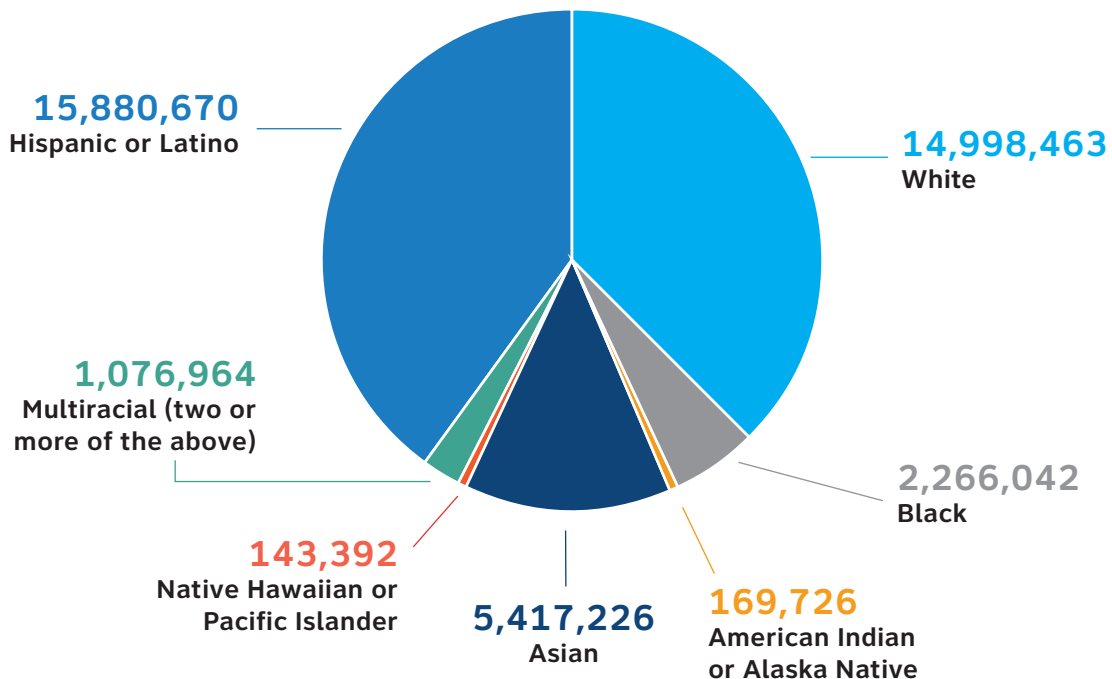
25.1 million

Registered Voters

19 million

SOS 60-Day Report of Registration

Estimates of Population of Race and Ethnicity in CA



Based on 2018 projections from the California Department of Finance

VOTING OPTIONS

Vote by Mail (VBM)

LA County will be rolling out a new and improved Vote by Mail (VBM) packet for the November 6th General Election. The new VBM packet will include a full-face ballot, return envelope, secrecy sleeve and "I Voted" sticker.

We begin mailing VBM ballots to our Permanent VBM voters 29 days prior to Election Day (October 9 for Nov. 6th General Election). Voters who want to request a one-time VBM ballot must do so on/before the October 30 deadline.

To request a VBM ballot please visit LAvote.net or fill out the back-side of the Sample Ballot booklet.

Voters can track their ballot's status at LAvote.net.

Vote by Mail (VBM) Drop-Off

We continue to offer VBM voters the option to drop off their ballot in-person in a secured ballot box prior to Election Day. There will be over 100 secured locations spread throughout the County. Drop off locations will be available beginning October 9.

For locations and hours please visit LAVote.net.

Early Voting

Voters do not need to wait until Election Day to cast a ballot. Early voting begins 29 days (October 9) before Election Day. Any registered voter can vote at the Norwalk Headquarters from 8am-5pm, Monday-Friday, and cast a ballot.

Norwalk HQ address: 12400 Imperial Highway, 3rd floor, Norwalk, CA 90650

Weekend Early Voting

Can't make it to the polls on Election Day? Vote on the weekend! We will have ten (10) locations available to voters on the two weekends prior to Election Day (October 27-28 and November 3-4). It doesn't matter where you live, any voter can go to any location and cast a ballot.

If you're not registered to vote, you will be able to apply for Conditional Voter Registration and cast a ballot. Conditional Voter Registration is only available at these sites or at the Norwalk HQ – this will NOT be available at polling places on Election Day.

These locations also serve as VBM drop-off locations so there is no need to wait in line if you are dropping off a VBM ballot.

Locations and hours can be found on LAVote.net.

Voting at a Polling Place

Voters who want to vote in-person on Election Day must do so at their designated polling place. Locating a polling place can be done online at LAvote.net or by reviewing the back-side of their Sample Ballot booklet. VBM voters can drop off their ballot at any polling place within LA County.

If you are a VBM voter but want to vote in-person you must bring your VBM ballot to surrender; otherwise our pollworkers will give you a Provisional Ballot.

Polls are open from 7am-8pm. Pollworkers will be on site at every location to assist voters.

Provisional Ballots

Provisional ballots are issued at the polls when a voter's name is not listed on the poll roster, uncertainty about party affiliation or when our records indicate the voter was already sent a Vote by Mail ballot. Provisional ballots are sealed in special envelopes at the polls and must be individually researched and verified at the RR/CC before ballots are counted or rejected, in accordance with election laws. Once a Provisional voter's eligibility to vote is verified, the ballot is then counted.

Services for Voters with Specific Needs

Numerous election services are provided to voter with specific needs. Contact Special Services liaison Julia Keh at (562) 462-2754 or jkeh@rrcc.lacounty.gov.

SUPPORTED LANGUAGES



Languages	Voters Requesting Materials
Armenian	164
Chinese	28,530
Farsi	83
Hindi	214
Japanese	1,512
Khmer/Cambodian	366
Korean	24,006
Russian	91
Spanish	166,176
Tagalog/Filipino	4,745
Thai	569
Vietnamese	5,277
TOTAL	231,733

Stats as of 9/2018

ELECTORAL PROFILE



Registered
Voters

5,163,858



Permanent Vote
By Mail Voters

2,290,029



Military &
Overseas Voters

25,435

PROFILE OF THE GENERAL ELECTION



Offices
309



Local Measures
48



County Measures
1



State Measures
11



Total Candidates
753



Election Precincts
4,728



Polling Places
4,165



VBM Precincts
563



Average Voters
Per Precinct
(Excluding VBM voters)
687



Pollworkers
25,000



Ballot Groups
725



Est. Election Cost
\$39.8 million

Stats as of 9/2018

VOTER REGISTRATION STATISTICS










Voters by Age	Registered	% of Registered	PVBM	% PVBM of Registered
18-29	1,049,634	20%	533,190	51%
30-39	975,837	19%	415,236	43%
40-49	811,925	16%	332,623	41%
50-59	853,030	17%	335,705	39%
60-69	744,297	14%	315,295	42%
70-79	447,738	9%	212,643	47%
80+	279,842	5%	145,035	52%
No Birthdate*	1,555	N/A	302	19%
TOTAL	5,163,858	100%	2,290,029	44%

*No Birthdate: No birthdate is indicated on the individual's voter registration. The eligibility of the voter was verified through other means, such as the state ID, state license number, or social security number.

Stats as of 9/2018

POLITICAL PARTY PREFERENCE

Qualified Parties	Registered	% of Registered	PVBM	% PVBM of Registered
 Democratic	2,602,508	50%	1,148,760	44%
 Republican	895,802	17%	401,631	45%
 No Party Preference*	1,475,132	29%	653,010	44%
 American Independent	109,088	2%	52,479	48%
 Peace & Freedom	29,047	1%	9,468	33%
 Green	21,842	0%	9,237	42%
 Libertarian	30,439	1%	15,444	51%
TOTAL	5,163,858	100%	2,290,029	44%

*The "No Party Preference" group includes those who have no party preference, declined to state a party preference or chose a non-qualified political party.

Stats as of 9/2018

OFFICES/ DISTRICTS

U.S. Congressional Districts			
District	Registered Voters	PVBM	% PVBM of Registered
23 rd	41,244	21,843	53%
25 th	315,683	160,895	51%
26 th	5,945	3,117	52%
27 th	355,552	165,901	47%
28 th	427,443	195,881	46%
29 th	318,934	134,815	42%
30 th	430,160	198,995	46%
32 nd	323,290	139,584	43%
33 rd	471,896	226,586	48%
34 th	308,574	129,896	42%
35 th	62,787	26,883	43%
37 th	421,461	176,429	42%
38 th	355,609	153,287	43%
39 th	100,407	49,037	49%
40 th	277,696	107,322	39%
43 rd	371,560	160,847	43%
44 th	339,638	130,233	38%
47 th	235,979	108,478	46%

Stats as of 9/2018

OFFICES/ DISTRICTS

State Senate Districts			
District	Registered Voters	PVBM	% PVBM of Registered
18 th	470,080	203,075	43%
20 th	63,098	27,047	43%
21 st	314,001	161,913	52%
22 nd	409,770	177,786	43%
23 rd	28	20	71%
24 th	416,964	174,459	42%
25 th	512,871	242,721	47%
26 th	624,614	293,828	47%
27 th	369,382	175,313	47%
29 th	82,493	39,763	48%
30 th	510,803	204,639	40%
32 nd	452,407	194,799	43%
33 rd	414,892	172,026	41%
34 th	43,602	22,493	52%
35 th	478,853	200,147	42%

Supervisorial Districts			
District	Registered Voters	PVBM	% PVBM of Registered
1 st	865,248	360,159	42%
2 nd	1,005,997	407,956	41%
3 rd	1,116,904	502,493	45%
4 th	1,080,952	493,560	46%
5 th	1,094,757	525,861	48%

Stats as of 9/2018

OFFICES/ DISTRICTS

State Assembly Districts			
District	Registered Voters	PVBM	% PVBM of Registered
36 th	197,793	104,796	53%
38 th	208,536	100,190	48%
39 th	228,662	95,022	42%
41 st	224,840	107,100	48%
43 rd	277,153	129,534	47%
44 th	5,945	3,117	52%
45 th	267,582	125,163	47%
46 th	243,694	110,415	45%
48 th	216,177	92,246	43%
49 th	206,827	93,974	45%
50 th	324,260	149,564	46%
51 st	224,498	91,100	41%
52 nd	63,098	27,047	43%
53 rd	183,837	78,236	43%
54 th	294,111	125,284	43%
55 th	82,491	39,761	48%
57 th	234,393	101,840	43%
58 th	230,621	96,894	42%
59 th	197,120	71,465	36%
62 nd	262,237	111,212	42%
63 rd	205,466	82,346	40%
64 th	234,201	86,742	37%
66 th	283,591	144,823	51%
70 th	266,725	122,158	46%

Stats as of 9/2018

HISTORICAL ELECTION PROFILE

November 4, 2014

General Election

Cost:

\$30.2 million

Registered Voters:

4,544,455

Ballots Cast:

1,518,835

Vote by Mail:

577,023

Turnout:

32.42%

November 2, 2010

General Election

Cost:

\$31.8 million

Registered Voters:

4,421,019

Ballots Cast:

2,377,105

Vote by Mail:

678,651

Turnout:

53.77%

November 7, 2006

General Election

Cost:

\$28.8 million

Registered Voters:

3,899,397

Ballots Cast:

2,033,119

Vote by Mail:

831,383

Turnout:

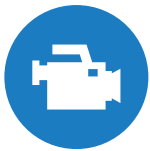
52.14%

MEDIA & COMMUNICATIONS



Election Night Results and Information

Election Night results are available at LAVote.net. The first press bulletin with initial Vote by Mail ballot results will be issued at approximately 8:15 p.m. Results will be updated on the website on a flow basis as ballots are received, processed and tabulated.



Interview & Filming Requests

Please contact the Media and Communications section at [\(562\) 462-2648](tel:5624622648) or mediainfo@rrcc.lacounty.gov for interview and filming arrangements. This must be done before arriving to RR/CC headquarters or polling places.

Election Day is an exciting time for everyone! Reporters, broadcast journalists and various media representatives frequently request to visit the polls to take photos and videos of voting activity with advanced consent. All types of media outlets are welcome to cover a polling place with prior arrangements through the RR/CC's Media and Communications Section.



Media Can Take Photos and Videos of:

- The exterior of voting booths.
- Voters and/or Pollworkers – with their permission. Reporters and journalists are allowed to conduct exit polls, but must have permission from the voter and must be a minimum of 25 feet away from the door of the Polling Place.
- Precinct ballot readers in operation, as long as votes are not visible.
- Pollworkers, Sheriff's Deputies and other County employees processing and/or transporting the ballots in bags, carts and government vehicles.



Media Cannot Take Photos and Videos of:

- The inside of ballot booths while voters are occupying the booth.
- Voted ballots before they are deposited inside the Ballot Box (this violates voters' privacy).
- Anything that will obstruct or disrupt the voting process. For example, a camera blocking a voter from entering the Polling Place or flash photography.

Important Notice:

Activities construed as "Electioneering*" are prohibited within 100 feet of the Polling Place.

*Electioneering: The practice of working actively to secure votes for a candidate or ballot measure in an election.

TRANSPORTING BALLOTS FOR TABULATION



On Election Night, ballots from all voting precincts are brought to the Registrar-Recorder/County Clerk's (RR/CC) headquarters in Norwalk for tabulation.

After the polls close at 8 p.m., pollworkers will secure the voted ballots in sealed ballot boxes and account for unused ballots. Pollworkers will also separately package Vote by Mail ballots that were dropped off at the polls and provisional ballots. All materials and quantities are accounted for in the Official Ballot Statement. Then pollworkers transport ballots and supplies to designated Check-In Centers located throughout the County.

Sheriff Deputies transport the voted ballots from the Check-In Centers by car, helicopter or boat to Norwalk. Ballots come in from as far away as Lancaster, Palmdale and Catalina Island.

Between 10:30 – 11:30 p.m. a large number of ballots begin to arrive at the RR/CC HQ.

Prior to tabulation, all ballots must be checked in, removed from boxes, inspected and prepared for counting.

Ballots are moved to the tabulation center in a continuous flow. There, operators load the ballot cards onto card readers.

There are 18 counting stations, each with two card readers, for a total of 36 card readers.

CANVASS: FINALIZING THE VOTE

Election Night

After polling places close at 8:00 p.m. on Election Day, all voted ballots are sealed, secured and transported by Sheriff's deputies to be centrally tabulated at the RR/CC headquarters: 12400 Imperial Hwy., Room 3002, Norwalk, CA 90650. Election Night counts include ballots at the polling places as well as Vote by Mail ballots received and processed up until Monday before Election Day.

Finalizing the Official Vote Tally (Canvass)

Counting votes does not end on Election Night. The RR/CC makes sure all ballots cast are counted. After Election Night there are tens of thousands of ballots that need to be counted, including Vote by Mail ballots received on Election Day, provisional ballots, write-in ballots, and damaged ballots. These ballots are counted during the 30-day period known as the Official Election Canvass. Provisional ballots require additional review to verify voters are eligible to vote and write-in ballots were cast for qualified candidates.

California state law requires the RR/CC to complete and certify the results within 30 days. This provision of the law recognizes the complexity of completing the ballot count and conducting a thorough audit of the election results to ensure accuracy.

The RR/CC realizes it is difficult for candidates/campaigns involved in close contests to wait for results of the election. The legally mandated processes described above are utilized to guarantee that every vote is counted and included in the official final election returns.

Auditing the Election Results

By law, a random sample of ballots from every election must be manually tallied to verify Election Night machine counts. A minimum of all ballots cast in one percent (1%) of the precincts is included in this process, which is known as the 1% Manual Tally Audit. The 1% Manual Tally Audit is open to the public. (E.C. 15360)

Public Observation

Every citizen has the right to observe the Official Election Canvass process. Candidates and the public are invited to observe the ballot counting and auditing process by joining the Election Observer Program. The program is part of Los Angeles County's commitment to conducting open and transparent elections. Election observers have the opportunity to observe the logic and accuracy testing of the election systems equipment, Vote by Mail ballot processing, Election Day activities at polling places and Check-In Centers, tally center operations and post-election processing. To learn more, the Election Observer Panel Plan is available online at LAVote.net.

ELECTION CANVASS SCHEDULE

Ballot Counting Updates

Outstanding ballot counting takes place throughout the canvass period.

<p>NOV 9</p>	<p>1 PM First Ballot Counting Update</p>	<p>NOV 23</p>	<p>1 PM Fifth Ballot Counting Update</p>
<p>NOV 13</p>	<p>1 PM Second Ballot Counting Update</p>	<p>NOV 26</p>	<p>1 PM Sixth Ballot Counting Update</p>
<p>NOV 16</p>	<p>1 PM Third Ballot Counting Update</p>	<p>NOV 28</p>	<p>1 PM Seventh Ballot Counting Update (If necessary)</p>
<p>NOV 20</p>	<p>1 PM Fourth Ballot Counting Update</p>	<p>NOV 30</p>	<p>10 AM Eighth Ballot Counting Update (If necessary)</p>

Ballot counting starts at 1PM.
Results will be posted between 4 -5PM.

Key Dates

<p>NOV 9</p>	<p>The Official Canvass begins</p>
<p>NOV 30</p>	<p>The RR/CC is tentatively scheduled to certify election results</p>
<p>DEC 4</p>	<p>The Board of Supervisors is tentatively scheduled to declare the election officially concluded</p>

REQUESTING A RECOUNT

Who can request a recount?

Any voter of the state may file a request (E.C. § 15620). For more information download our booklet at LAVote.net.

Timing of Request

The request must be filed within five (5) calendar days, after the certification of the official canvass. The RR/CC is not open on weekends or holidays. If the deadline falls on the weekend or holiday, the date will be moved to the next business day (E.C. § 15).

Exceptions

- For statewide recount contests, the request may be filed with the Secretary of State's Office within five (5) days beginning on the 31st day after the election. (E.C. § 15621)
 - If election is conducted in more than one county the request may be filed within five (5) days beginning on the 31st day after the election (E.C. § 15620).
-

Notice of Recount

A notice stating the date and place of the recount will be posted by the elections official at least one day prior to the recount (E.C. § 15628).

Notices are issued to the following parties:

- All candidates for the office being recounted.
- Authorized representatives for presidential candidates, if the race for presidential delegates is to be recounted.
- Proponents of any initiative or referendum or persons filing ballot arguments for or against any initiative, referendum or measure to be recounted.
- Secretary of State if the recount is for candidates for any state or federal office, delegates to a national convention, or any state measure.